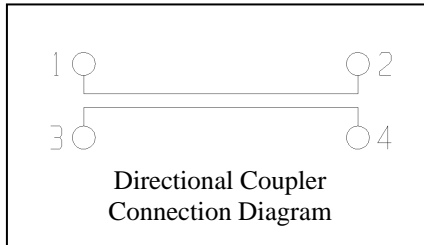


DC195-20A DIRECTIONAL COUPLER

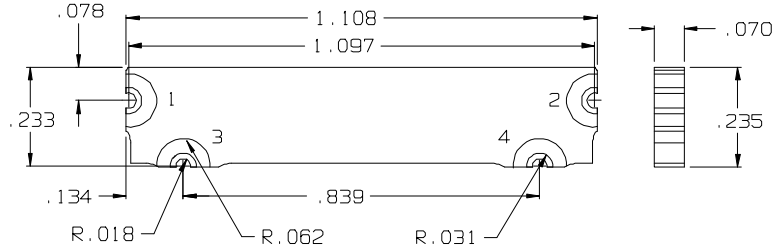


Features:

- Lowest Loss and VSWR
- Custom Designs Available
- Surface Mounted
- Low Cost
- Available on Tape and Reel



Outline Drawing



All dimensions in inches

Electrical Specifications:

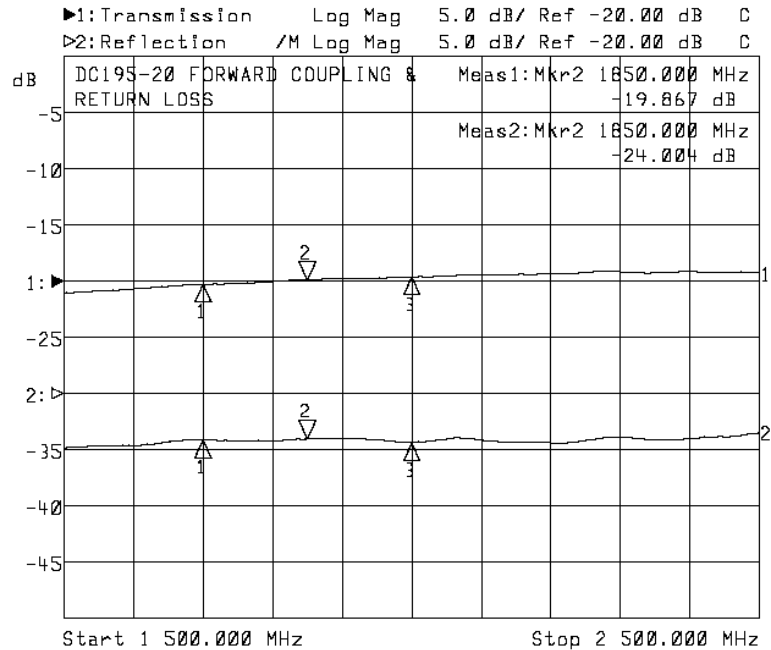
Frequency Range:	1700 to 2000 MHz
Insertion Loss:	0.2 dB max.
Coupling (nom.):	20
VSWR:	1.2:1
Power Handling:	100 Watts CW
Directivity (typ.):	18 dB

Mechanical Specifications:

Dimensions:	1.108" x 0.235"
Case Style:	FL
Mounting:	Surface

Environmental Specifications:

Operating Temperature:	-55°C to +90°C
-------------------------------	----------------



1: Mkr (MHz)	dB	2: Mkr (MHz)	dB
1: 1700.00	-20.306	1: 1700.00	-24.150
2: 1850.00	-19.867	2: 1850.00	-24.004
3: 2000.00	-19.687	3: 2000.00	-24.332